

The Masters Programme

Robbie Downing, Area Service Delivery Manager

**Shaun Cronin, Regional Service Delivery Team Manager
(Southern)**



Never Stop Learning



You may think you are good, but a really good rider is the one who admits that they can never afford to stop learning

Suzie Perry



What am I covering



- Requirements of the Masters test
- What to expect and what do you get at the end
- Driving/riding tips – development may be required!
- Providing an introduction to the IAM Masters programme
- What is an IAM Master? - Common myths and misunderstandings

What is Masters?



- Open to all current IAM members
- IAM RoadSmart Masters programme provides true one to one mentoring, support and guidance
- Enabling you to attain the highest standard of civilian driving or riding ability in the country

The IAM RoadSmart Masters Test



- A 90 minute on-road test with two levels of pass
- Unfamiliar roads of all types
- The candidate will be expected to travel to the assessor
- Includes slow manoeuvring and theory knowledge checks. A good knowledge of Roadcraft and the Highway Code will be required!

The IAM RoadSmart Masters Test



- Test report form is now similar to the ADC & ARC however, 27 categories are marked
- Successful candidates will receive:
 - Test certificate
 - Personalised test report
 - Added to Masters register on the IAM RoadSmart website
- Masters qualification lasts five years

What is expected of a Masters Driver or Rider



- A safe, legal, systematic drive or ride in accordance with Roadcraft
- Smooth, systematic, polished and flowing – think quiet efficiency
- Applying cornering principles
- Assessing, planning and executing safe overtaking manoeuvres
- Recognising opportunities to make safe progress (within the speed limits)

What is expected of a Masters Driver or Rider



- Observations, anticipation, planning and awareness consistent with vehicle speed
- Applying sound judgement of speed and distance
- Delivering a fluent, relevant and continuous commentary (Cars)
- Knowledge of machine dynamics (Bikes – Full Control)

Passing the Masters Test



- Any area marked as a '3 - requires development' will result in the candidate being unsuccessful
- To pass the test and become a Master driver or rider a score of 39 or less must be recorded (starts at 27)
- To obtain a distinction a score of 34 or less must be recorded and a score of 1 must be recorded in the areas of safety, legality and slow manoeuvring
- To be a Master driver or rider you need to be commended in a minimum of 15 areas in a car or 14 on a motorcycle
- To pass with distinction this rises to 18 and 19 respectively


Development required.....



- Observations
- Anticipation
- Planning
- Progress
- Cornering
- Overtaking
- If it was not being tested I would not normally have done that ! Never change what you normally do.....
- Above all – relax and enjoy – you've paid for it !

Observations and Planning

- **What are we planning for?**



Key stages of planning



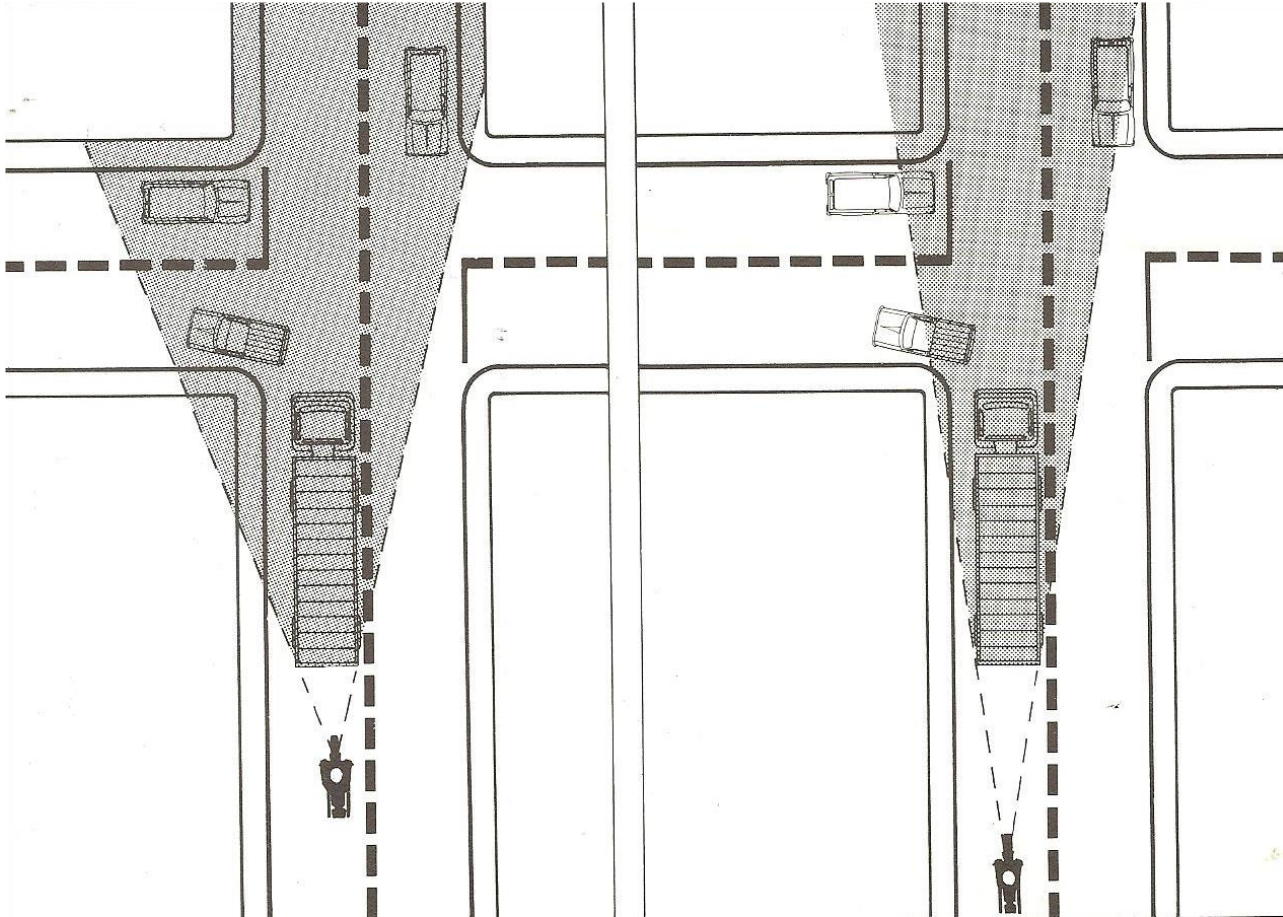
- Observe
- Anticipate
- Prioritise
- Decide what to do
- Act – deliberation eliminates uncertainty!

Planning – the 4 C's



- In the **C**orrect position
- At the **C**orrect speed
- With the **C**orrect gear engaged
- At the **C**orrect time
- To negotiate the hazards safely and efficiently

Positioning is critical



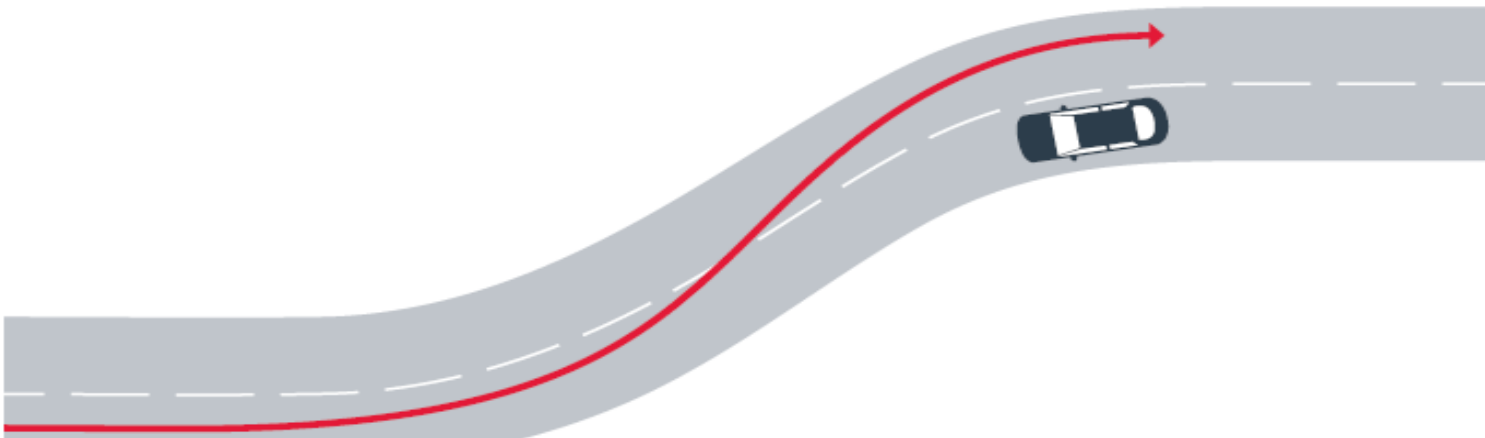
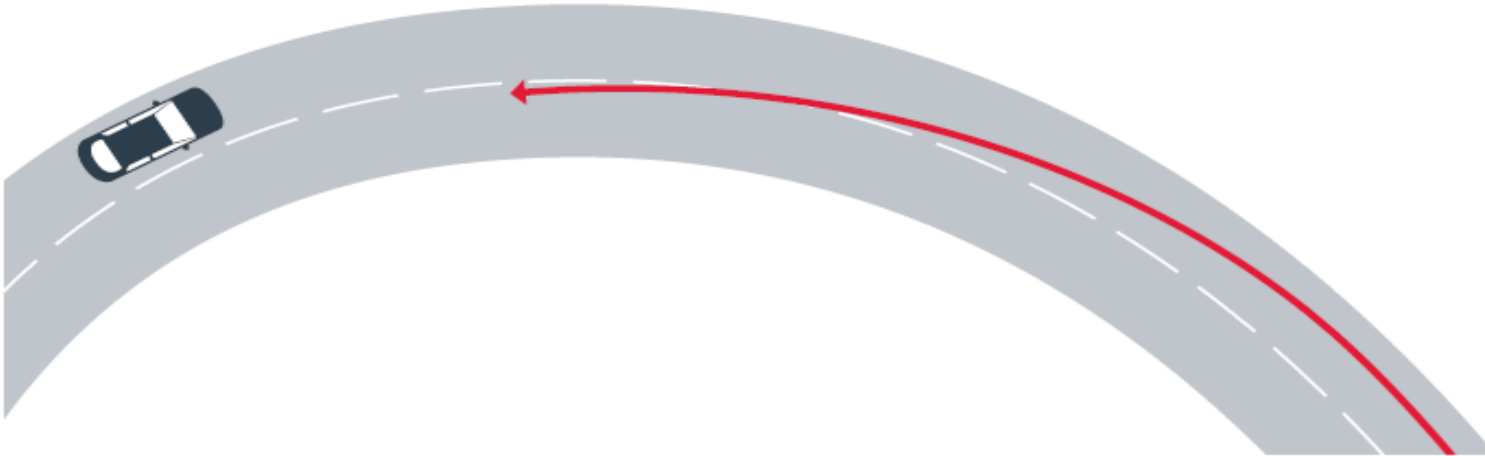
Cornering and positioning

- **Best position?**
- **Straight line?**



Offsiding – Yes or No ?

Offsiding



Cornering and S L A P

SLAP

SAFE

Is it safe to do so?

Consider the view available and any hazards.

LEGAL

Is it legal to do it?

Observe the road markings.

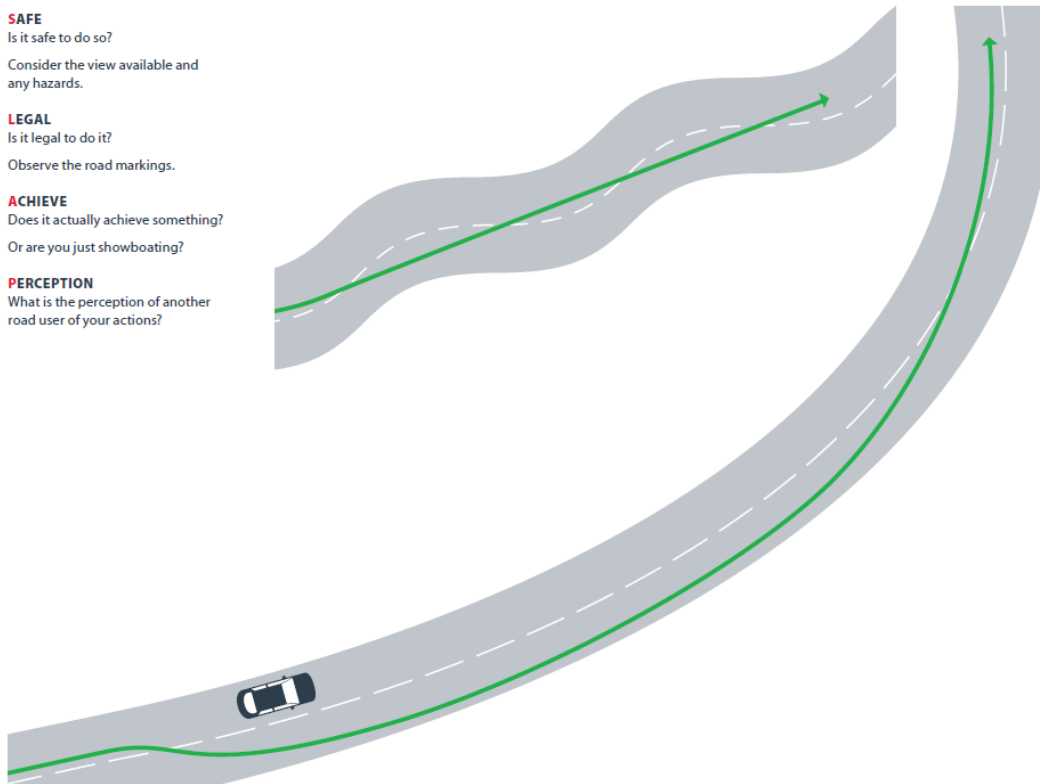
ACHIEVE

Does it actually achieve something?

Or are you just showboating?


PERCEPTION

What is the perception of another road user of your actions?

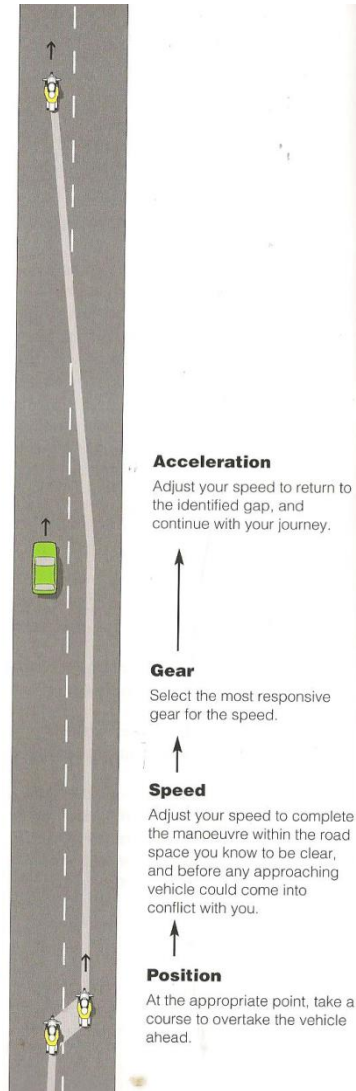


Roundabouts

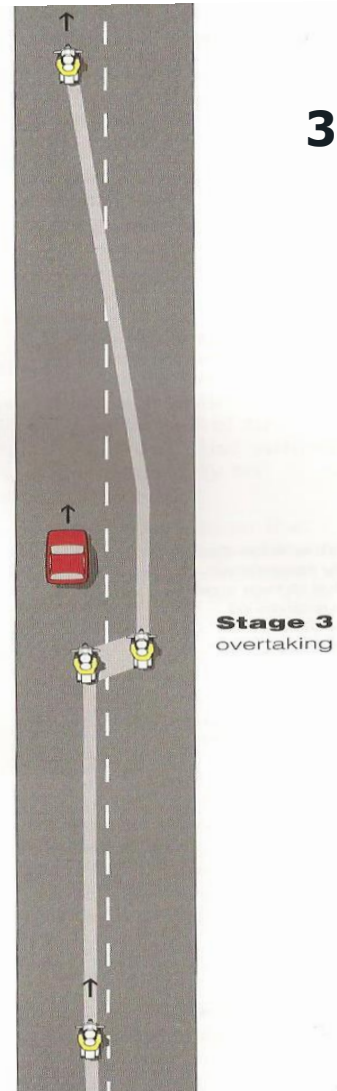
- **Best position ?**
- **Straight line ?**
- **Mini roundabouts?**



Overtaking – its all about planning



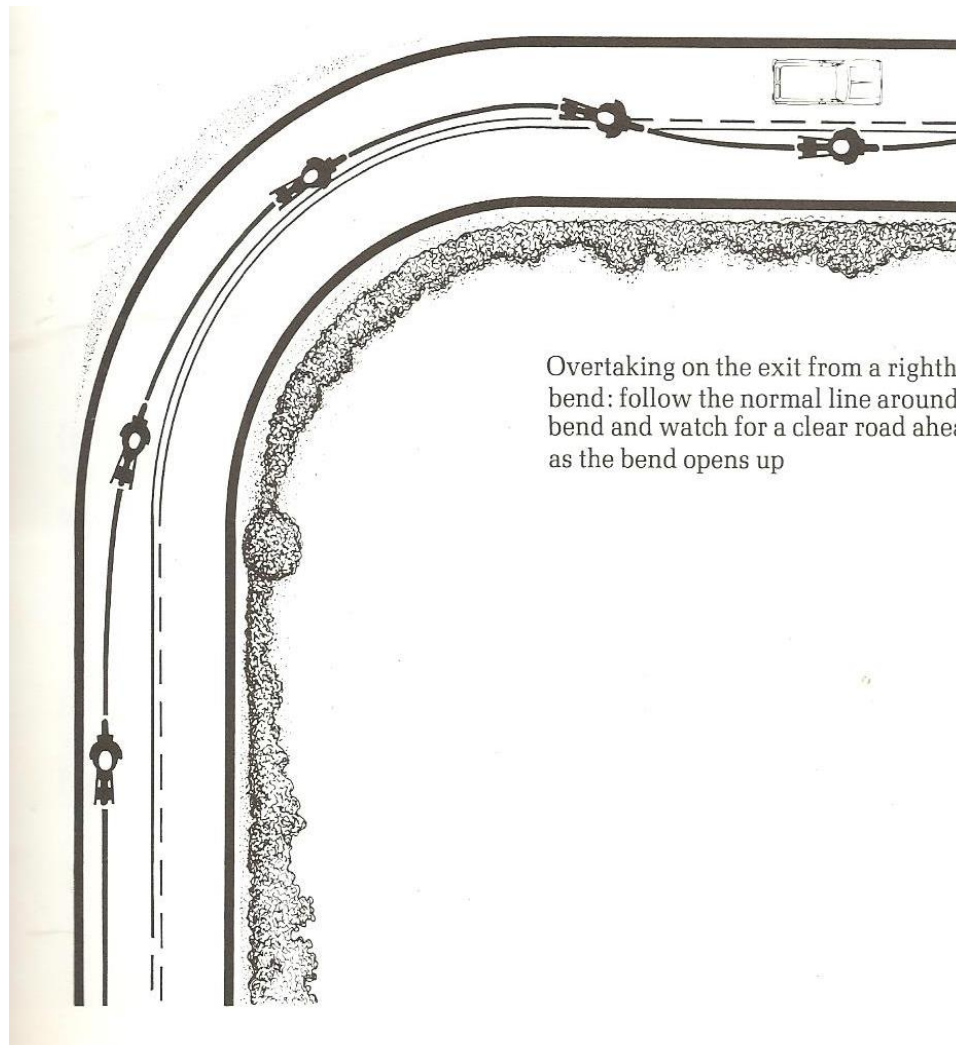
Single stage or Momentum



3 stage

When to extend your view

Overtaking – use the bend to your advantage



Overtaking on the exit from a righthand bend: follow the normal line around the bend and watch for a clear road ahead as the bend opens up

**What does it
rely on?**

Masters programme



- A personal logbook
- The latest copy of Roadcraft (or Motorcycle Roadcraft)
- An introductory drive or ride
- A dedicated Mentor
- Typically up to six sessions or 10-12 hours of mentoring (a top-up is available to purchase for those who require more mentoring to become a Master)

Any questions?

IAM RoadSmart

support@iam.org.uk

www.iamroadsmart.com

@IAMRoadSmart



Thank you

IAM RoadSmart

support@iam.org.uk

www.iamroadsmart.com

@IAMRoadSmart

Masters Programme Pricing



- Masters Course with mentoring £249
- Masters Course – Test only £129
- Masters Top Up – 3 sessions £75

SLAP

SAFE

Is it safe to do so?

Consider the view available and any hazards.

LEGAL

Is it legal to do it?

Observe the road markings.

ACHIEVE

Does it actually achieve something?

Or are you just showboating?

PERCEPTION

What is the perception of another road user of your actions?

